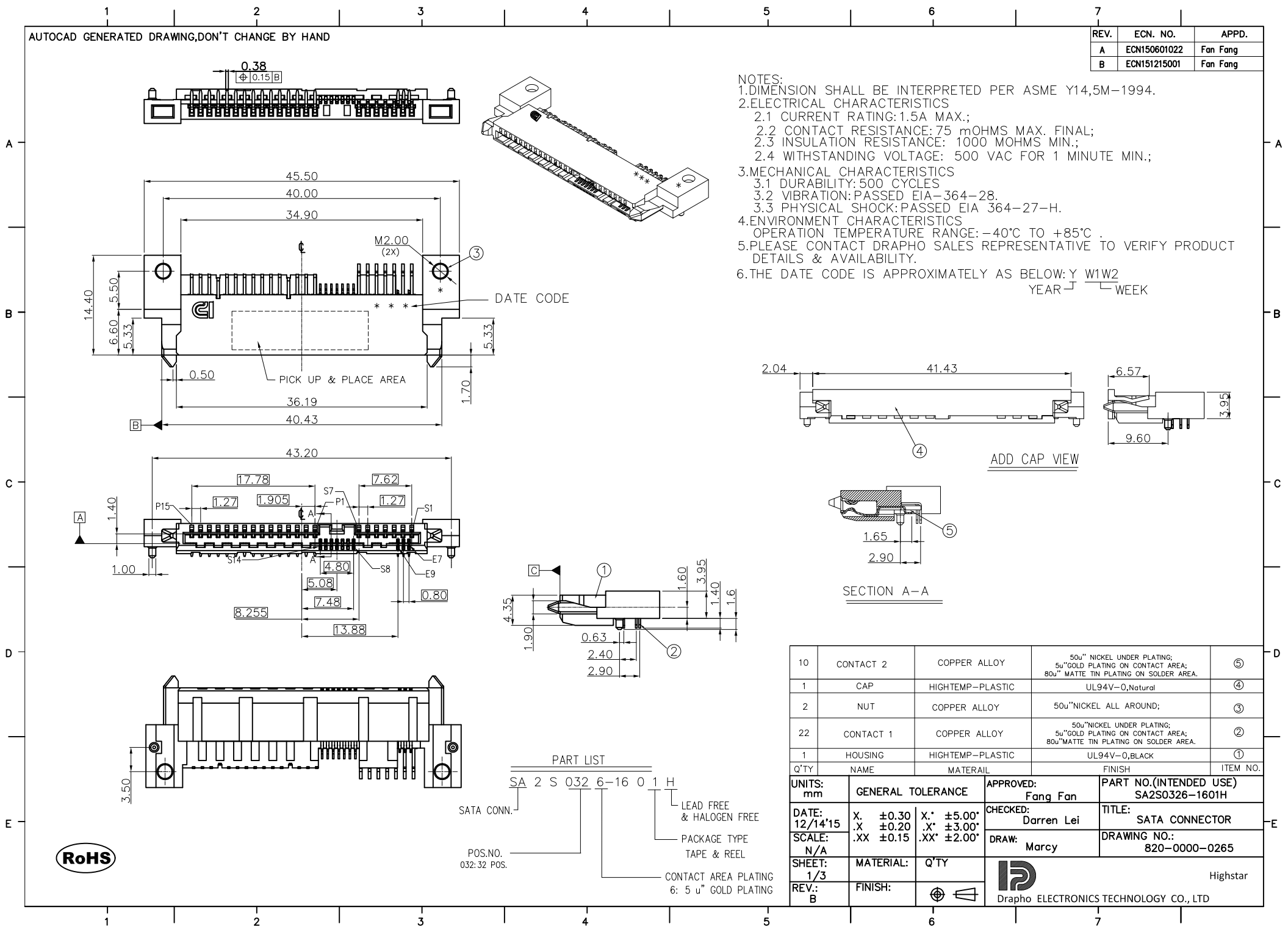


REV.	ECN. NO.	APPD.
A	ECN150601022	Fan Fang
B	ECN151215001	Fan Fang

- NOTES:
- 1.DIMENSION SHALL BE INTERPRETED PER ASME Y14.5M-1994.
  - 2.ELECTRICAL CHARACTERISTICS
    - 2.1 CURRENT RATING:1.5A MAX.;
    - 2.2 CONTACT RESISTANCE:75 mOHMS MAX. FINAL;
    - 2.3 INSULATION RESISTANCE: 1000 MOHMS MIN.;
    - 2.4 WITHSTANDING VOLTAGE: 500 VAC FOR 1 MINUTE MIN.;
  - 3.MECHANICAL CHARACTERISTICS
    - 3.1 DURABILITY:500 CYCLES
    - 3.2 VIBRATION:PASSED EIA-364-28.
    - 3.3 PHYSICAL SHOCK:PASSED EIA 364-27-H.
  - 4.ENVIRONMENT CHARACTERISTICS
    - OPERATION TEMPERATURE RANGE:-40°C TO +85°C
  - 5.PLEASE CONTACT DRAPHO SALES REPRESENTATIVE TO VERIFY PRODUCT DETAILS & AVAILABILITY.
  - 6.THE DATE CODE IS APPROXIMATELY AS BELOW:Y W1W2  
YEAR WEEK



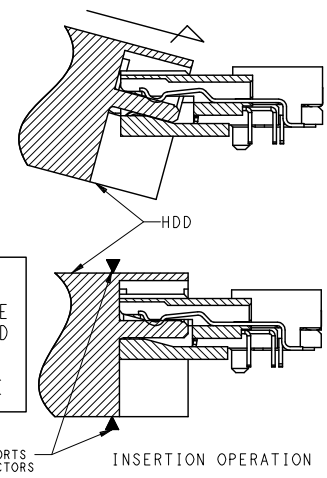
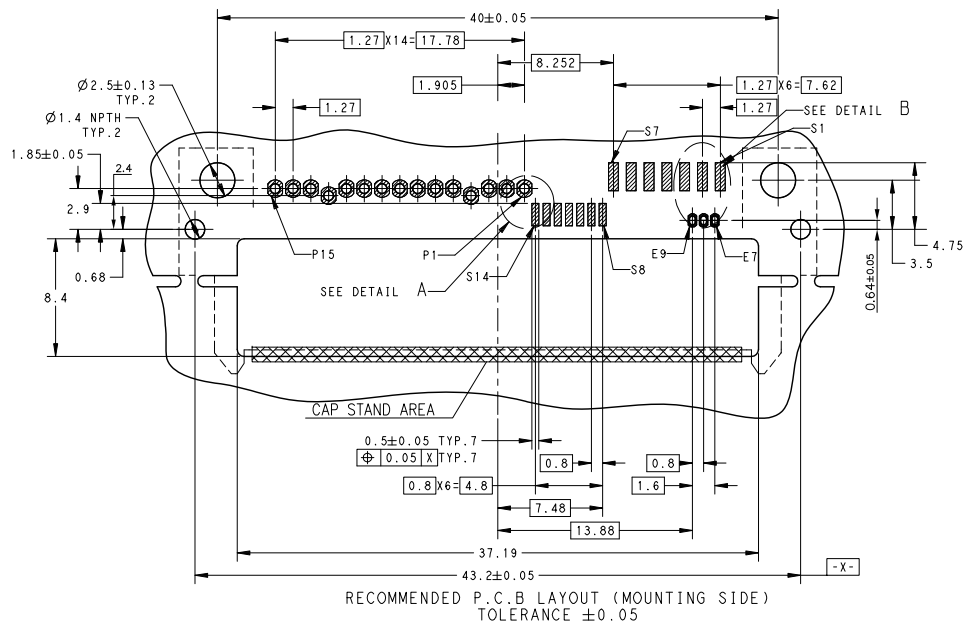
PART LIST

SA 2 S 032 6-16 0 1 H	LEAD FREE & HALOGEN FREE
POS.NO. 032:32 POS.	PACKAGE TYPE TAPE & REEL
	CONTACT AREA PLATING 6: 5 u" GOLD PLATING

Q'TY	NAME	MATERIAL	FINISH	ITEM NO.
10	CONTACT 2	COPPER ALLOY	50u" NICKEL UNDER PLATING; 5u" GOLD PLATING ON CONTACT AREA; 80u" MATTE TIN PLATING ON SOLDER AREA.	⑤
1	CAP	HIGHTEMP-PLASTIC	UL94V-0,Natural	④
2	NUT	COPPER ALLOY	50u"NICKEL ALL AROUND;	③
22	CONTACT 1	COPPER ALLOY	50u"NICKEL UNDER PLATING; 5u" GOLD PLATING ON CONTACT AREA; 80u" MATTE TIN PLATING ON SOLDER AREA.	②
1	HOUSING	HIGHTEMP-PLASTIC	UL94V-0,BLACK	①

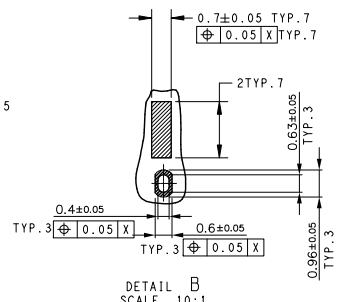
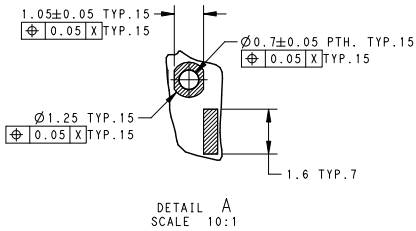
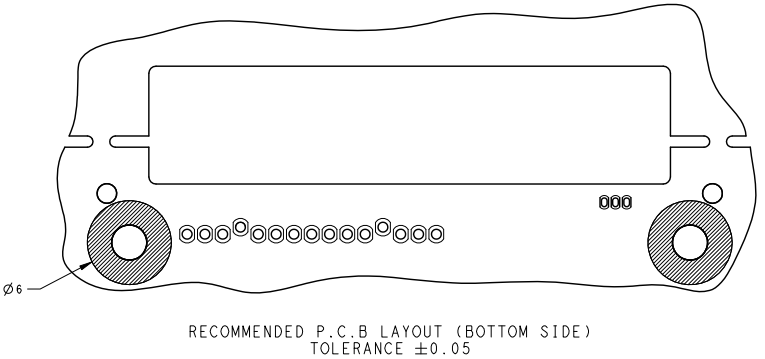
UNITS: mm	GENERAL TOLERANCE	APPROVED: Fang Fan	PART NO.(INTENDED USE) SA2S0326-1601H
DATE: 12/14'15	X. ±0.30 .X ±0.20 SCALE: N/A	CHECKED: Darren Lei	TITLE: SATA CONNECTOR
SHEET: 1/3	MATERIAL: Q'TY	DRAW: Marcy	DRAWING NO.: 820-0000-0265
REV.: B	FINISH:	Highstar Drapho ELECTRONICS TECHNOLOGY CO., LTD	





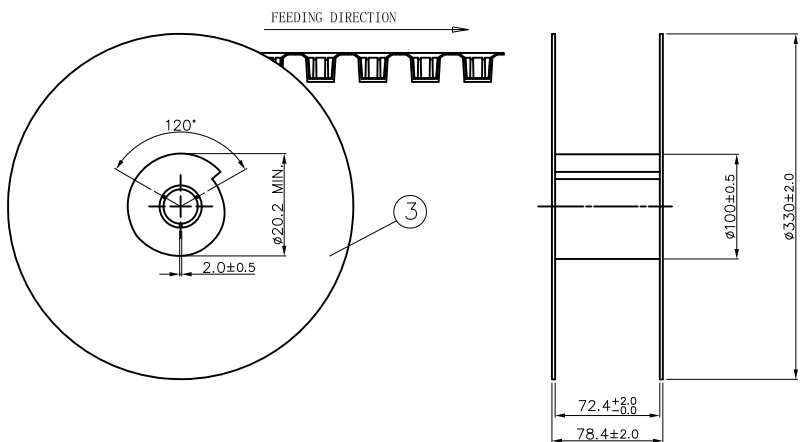
PROPOSED DESIGN  
 PRODUCT NUMBER WILL BE  
 ASSIGNED WHEN RELEASED  
 DESIGN IS SUBJECT TO  
 CHANGE WITHOUT NOTICE

SUGGEST CUSTOMER ADDING SUPPORTS  
 ON THE HDD NEAR THE CONNECTORS



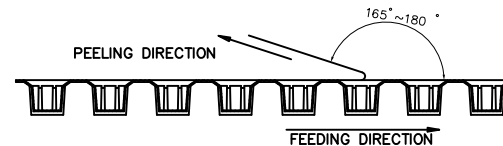
UNITS: mm	GENERAL TOLERANCE	APPROVED: Fan Fang	PART NO.(INTENDED USE) SA2S0326-1601H
DATE: 12/14'15	X. ±0.30 .X ±0.20 .XX ±0.15	CHECKED: Darren Lei	TITLE: SATA CONNECTOR
SCALE: N/A	.XX ±0.15 .XX* ±2.00*	DRAW: Marcy	DRAWING NO.: 820-0000-0265
SHEET: 2/3	MATERIAL:		Highstar
REV.: B	FINISH:		





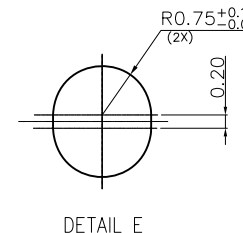
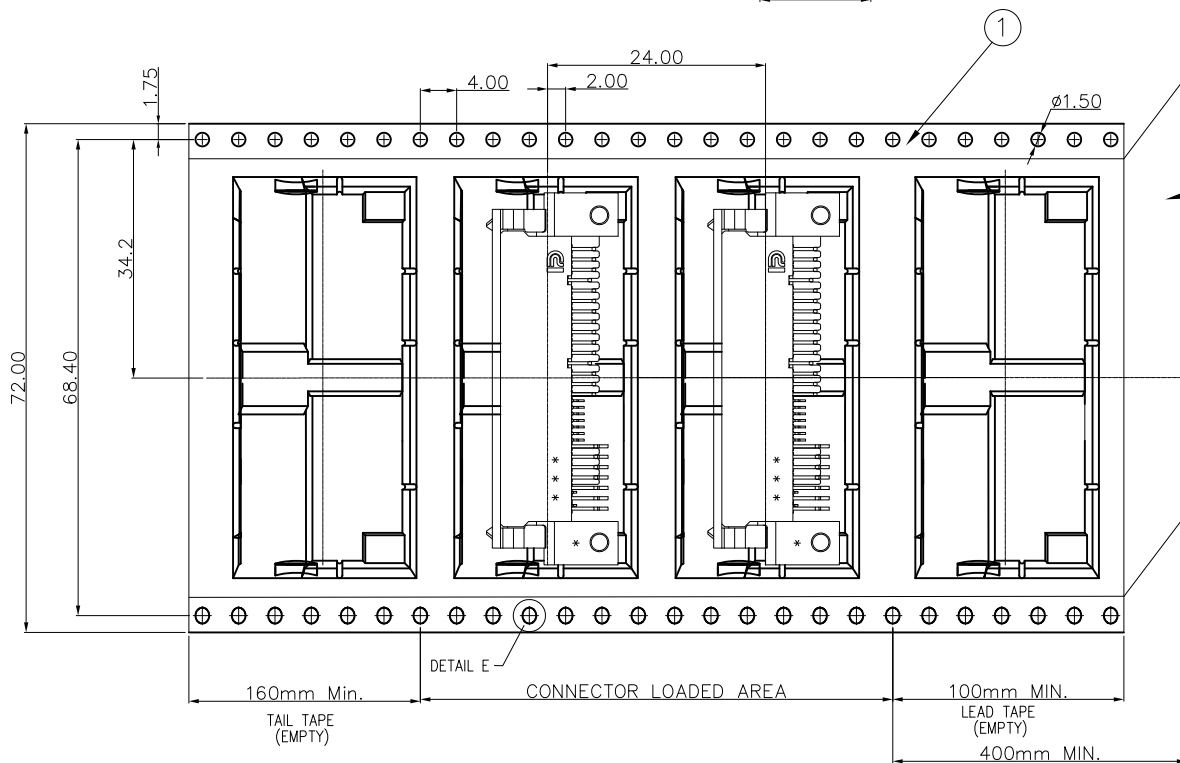
NOTES:

- 10 PITCHES CUMULATIVE TOLERANCE ON TAPE  $\pm 0.20$ mm.
- COVER TAPE PEELING STRENGTH: 0.13kgf MAX AT 300mm/MINUTE.



3. PACKING CAPACITY:

P/N	PCS/REEL	REEL/BOX	PCS/BOX
SA2S0326-1601H	250	4	1000



ITEM	DESCRIPTION
③	REEL
②	COVER TAPE
①	CARRIER TAPE

UNITS: mm	GENERAL TOLERANCE	APPROVE: Fan Fang	PART NO.(INTENDED USE) SA2S0326-1601H
DATE: 12/14'15	.X ±0.30 .X* ±0.20 .XX ±0.15	CHECKED: Darren Lei	TITLE: SATA CONNECTOR
SCALE: N/A	.XX* ±2.00*	DRAW: Marcy	DRAWING NO.: 820-0000-0265
SHEET: 3/3	MATERIAL: Q'TY		Highstar
REV.: B	FINISH:		

